

Campanelle

Campanella semplice



Codice	D=mm.	Port. Kg.	Pend. 1 b	Pend. 2 b	€
A-13	13	1600	6/7	6	6,37
A-16	16	2000	8	7	9,22
A-18	18	3200	10	8	14,08
A-22	22	5300	13	10	22,04
A-26	26	8000	16	13	33,87
A-30	32	11200	18	16	68,55
A-32	36	14000	20	18	92,62
A-36	40	18000	22	20	124,44
A-40	45	25000	26/28	22	172,59
A-45	51	32000	32	26/28	224,40
A-51	57	40000	36	32	

Campanella tripla tipo aperto



Codice	D1=mm.	Port. Kg.	3/4 bracci	€
A18-B13	18	2400	6	23,26
A22-B16	22	4300	8	33,87
A26-B18	26	6700	10	50,60
A32-B22	32	10000	13	94,66
A36-B26	36	17000	16	155,04

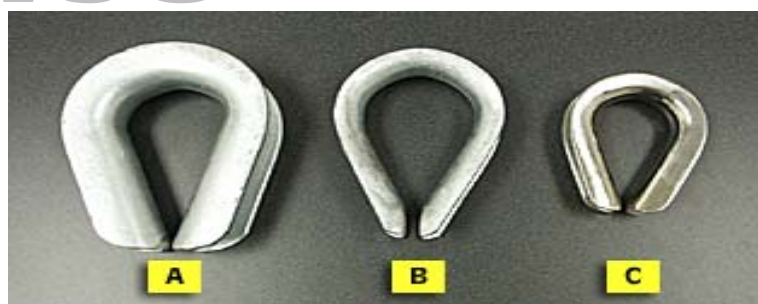
Redance

Redance pesanti BS 464

A Redance per funi particolari (su richiesta)

B Redance zincate
DIN 6899

C Redance in acciaio inox



Codice	mm.fune	A	B	C	€
RDP10	10	28	45	15	
RDP12	12	32	51	17,5	
RDP14	14	36	58	20	
RDP16	16	38	58	20	
RDP18/20	18/20	50	80	27	
RDP22	22	56	80	27	
RDP24/26	24/26	62	99	33	
RDP28	28	75	120	37	



>Redance

A Redance per funi particolari (su richiesta)

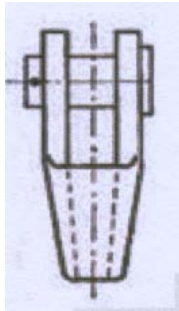
B Redance zincate DIN 6899

C Redance in acciaio inox

Codice	mm.fune	A	B	C	€
RDP30/32	30/32	95	152	41	
RDP34	34	100	160	43	
RDP36	36	110	176	45	
RDP38/40	38/40	120	192	50	
RDP42/44	42/44	150	240	57	
RDP46	46	160	265	65	
RDP48/50	48/50	170	275	75	
RDP52/54	52/54	180	275	75	
RDP56	56	180	300	82	
RDP60	60	200	350	94	
RDP66	66	210	370	112	
RDP70/72	70/72	220	380	124	

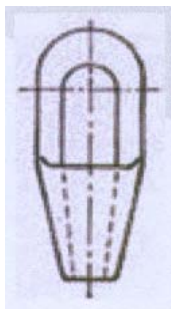
Capicorda

Capicorda a testa fusa tipo aperto



Codice	fune mm.	A mm.	B mm.	C mm.	€
CPA10	10	39	51	17	
CPA12	12	44	51	20	
CPA14/16	14/16		64	27	
CPA18/20	18/20		76	33	
CPA22	22	77	89	38	
CPA24/26	24/26	91	101	45	
CPA28	28	102	114	54	
CPA30	30	118	127	60	

Capicorda a testa fusa tipo chiuso



Codice	fune mm.	A mm.	B mm.	C mm.	€
CPC14/16	14/16	13	51	45	
CPC18/20	18/20	16	51	52	
CPC22	22	22	64	57	
CPC24/26	24/26	25	76	64	
CPC28	28	32	89	76	
CPC30	30	38	101	89	